



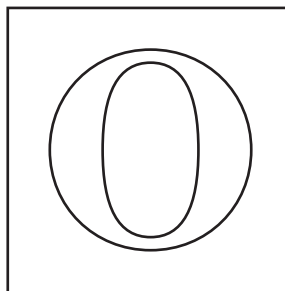



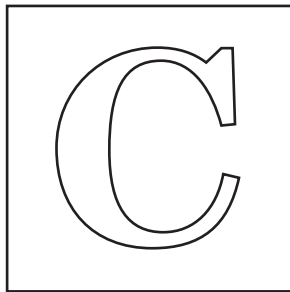
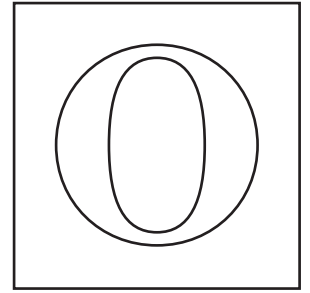


# Student Banners

Directions: Cut out the squares. Put them in order to make a word that means feeling sorry for someone who is sad.

Glue the letters in order along the left side of a sheet of paper, from top to bottom. Write down ways you can help others that begin with these letters.



Make 1 copy for each student.